

Common survey dataset

13 Feb 2015

- Four Excel spreadsheets – one per TF with sections for each WP
- Sent out 17th Oct 2014 to all MCs for the 29 Action countries

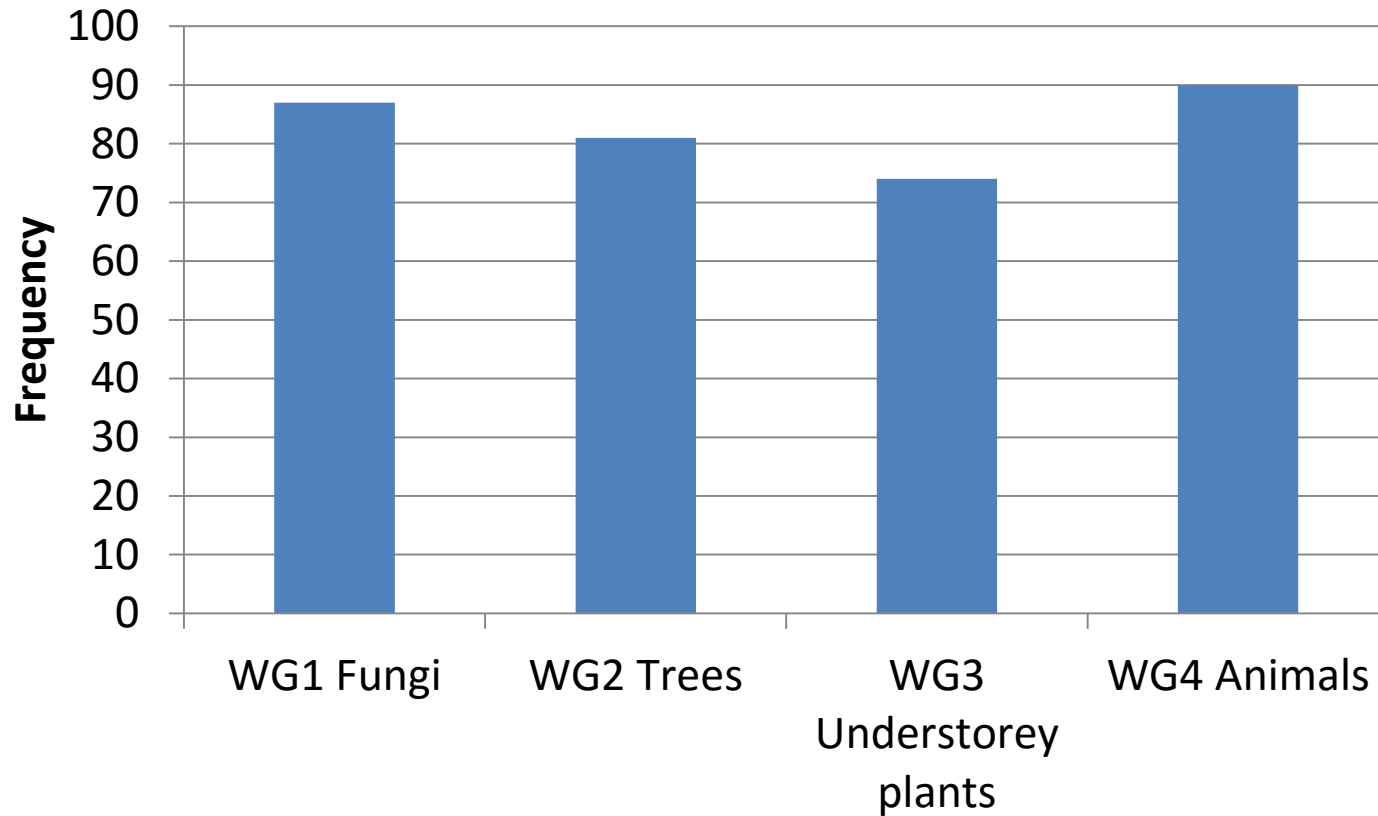


To date returns submitted for 21-24 countries

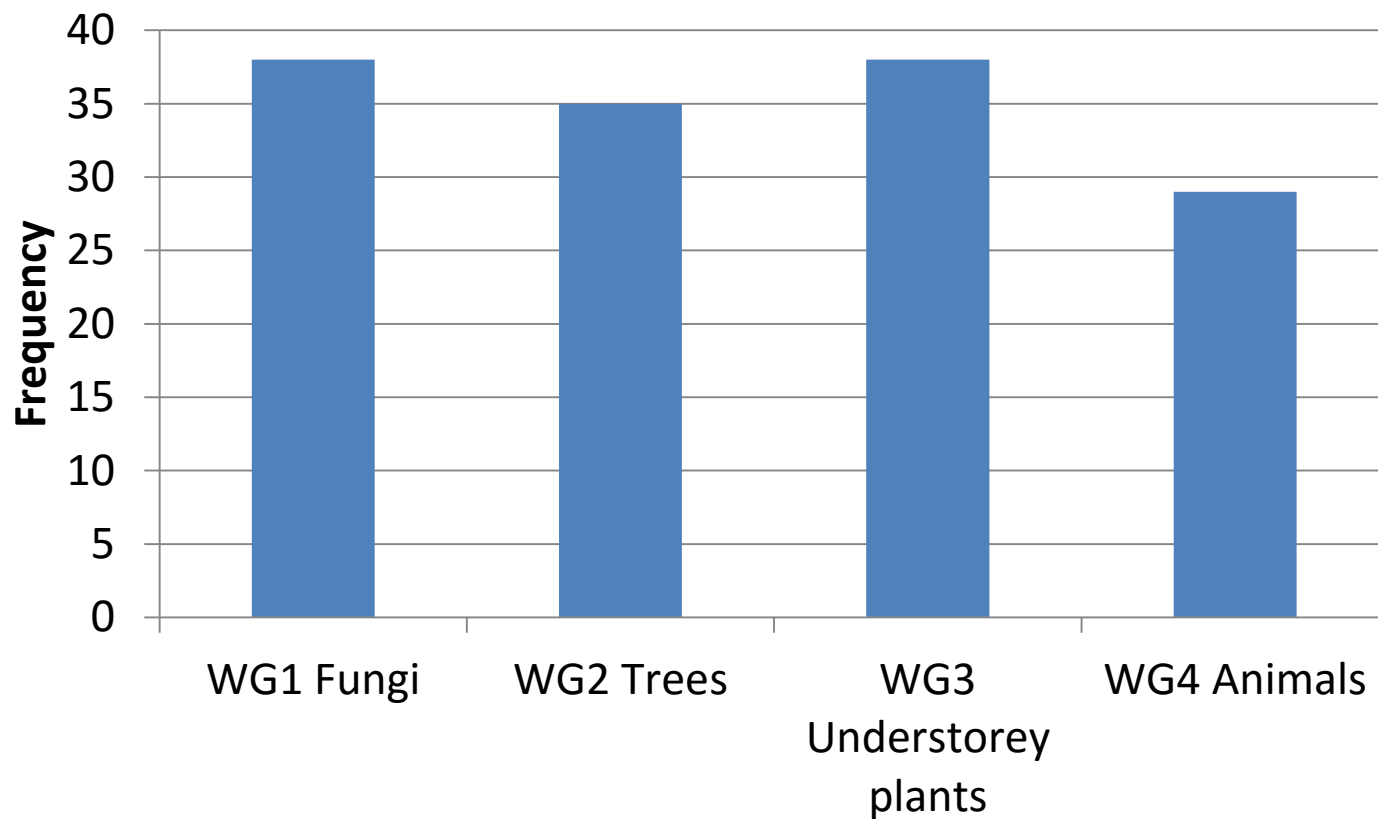
Number of country returns

	TF1	TF2			TF3		TF4
Work Group	Identification	Datasets	Models	Permanent plots	Management	Conflicts	Economics
No returns	7	8	8	8	10	10	9

TF1 – Number of records



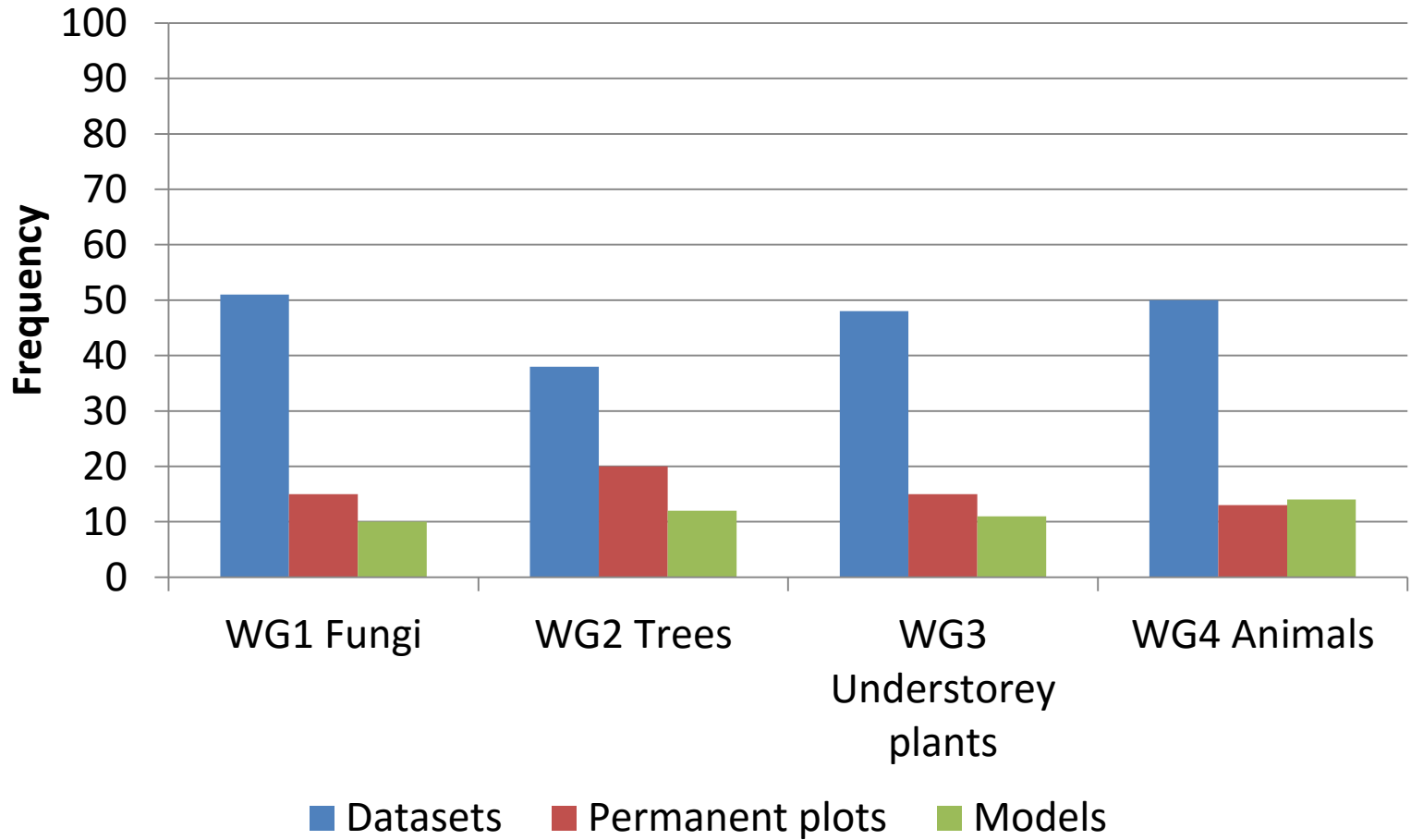
TF1 - Number of species identified



TF1 – Most frequent species

WG1 Fungi		WG2 Trees		WG3 U. plants		WG4 Animals	
<i>Boletus edulis</i>	19	<i>Conifer spp.</i>	12	<i>Vaccinium myrtillus</i>	15	<i>Cervus elaphus</i>	16
<i>Cantharellus cibarius</i>	16	<i>Castanea sativa</i>	11	<i>Rubus fruticosus</i>	6	<i>Sus scrofa</i>	15
<i>Tuber aestivum</i>	7	<i>Betula spp.</i>	8	<i>Vaccinium vitis idaea</i>	5	<i>Apis mellifera</i>	12
<i>Amanita caesarea</i>	4	<i>Pinus pinea</i>	4	<i>Rubus idaeus</i>	5	<i>Capreolus capreolus</i>	12
<i>Pleurotus spp.</i>	4	<i>Pinus sylvestris</i>	4	<i>Allium ursinum</i>	5	<i>Phasianus colchicus</i>	5
<i>Suillus luteus</i>	3	<i>Quercus spp.</i>	4	<i>Juniperus communis</i>	4	<i>Oryctolagus cuniculus</i>	3
19 countries		19 countries		17 countries		21 countries	

TF2 – Number of records



TF2 – Countries with datasets

Country	WG1 Fungi	WG2 Trees	WG3 U.plants	WG4 Animals
Austria		4	2	4
Bulgaria	5	5	5	3
Croatia				5
Czech Republic			5	
Finland	3	1	2	1
FYR of Macedonia	5		5	
Greece	5		5	5
Iceland		3		
Italy	5	5		5
Latvia				1
Lithuania	3	2	4	
Poland	5	5	5	4
Portugal	5	4		5
Romania	3	1	5	5
Slovakia	4	2	5	2
Spain	5	5	4	5
Switzerland	2			1
Turkey	1	1	1	
United Kingdom				4
Totals	51	38	48	90

TF2 – Countries with permanent

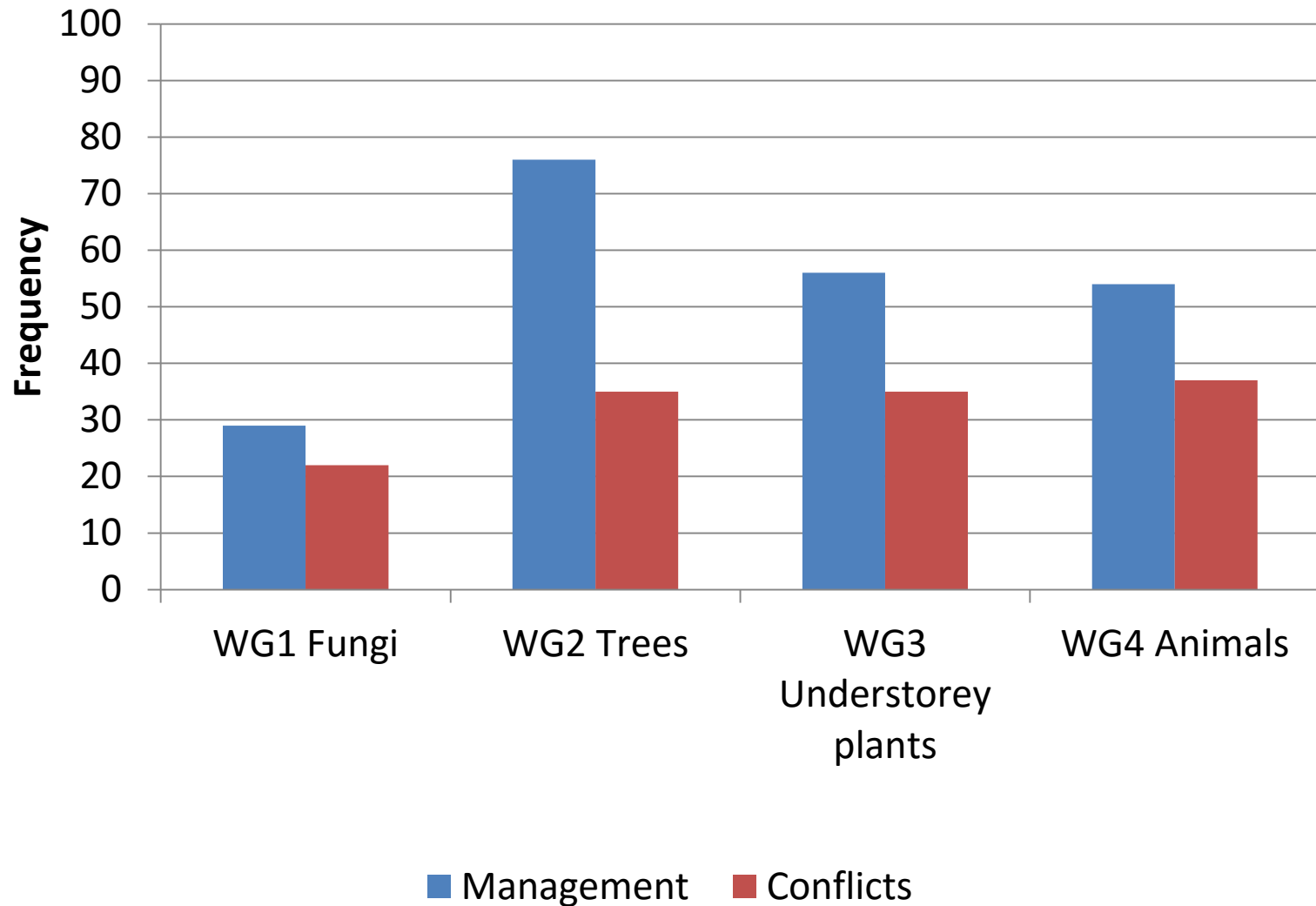
plots

Country	WG1 Fungi	WG2 Trees	WG3 U.plants	WG4 Animals
Austria		1		
Croatia				5
Finland	1		2	1
Germany		4		
Greece	4		5	5
Lithuania	3	4	4	
Portugal	5	4		5
Spain	5	5	2	2
Switzerland	2			1
United Kingdom		2	2	
Totals	20	20	15	19

TF2 – Countries with models

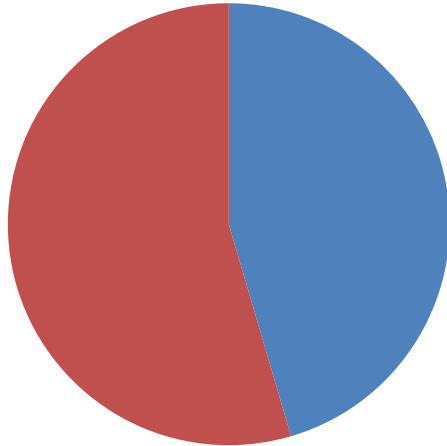
Country	WG1 Fungi	WG2 Trees	WG3 U.plants	WG4 Animals
Austria		1		
Croatia				5
Finland	2		5	2
Greece				2
Lithuania	3	2	4	
Poland			1	
Portugal		4		
Spain	5	5	1	2
United Kingdom				3
TOTAL	10	12	11	14

TF3 – Number of records

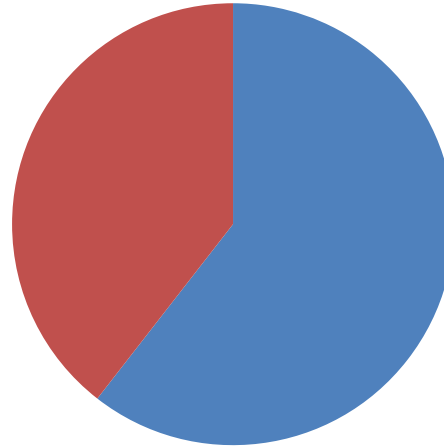


TF3 – To sell or not to sell

WG1 Fungi

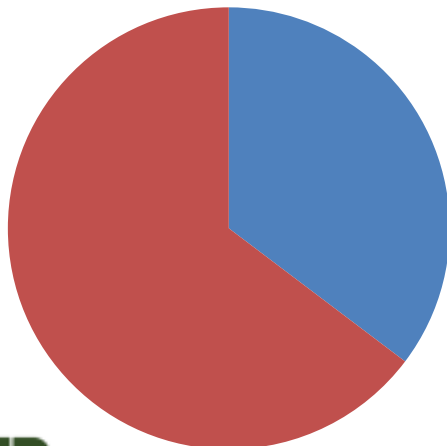


WG2 Trees

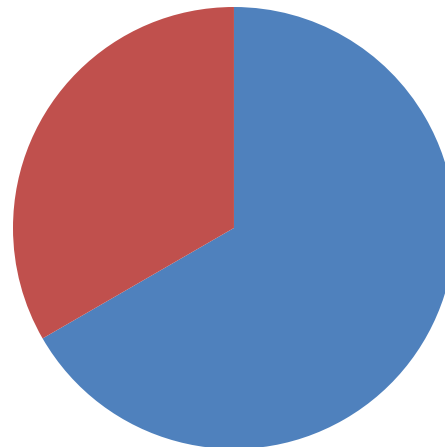


■ Commercial
■ Personal use

WG3 Understorey plants

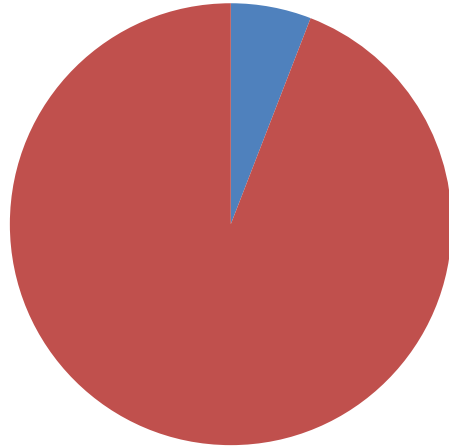


WG4 Animals

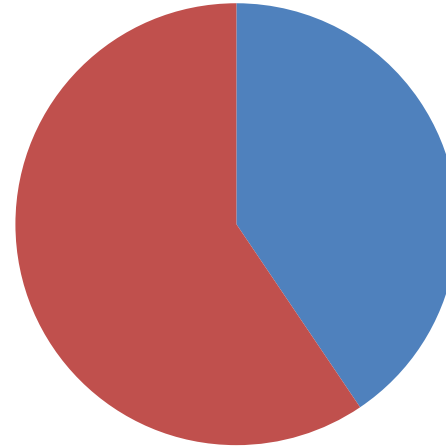


TF3 – Wild vs cultivated

WG1 Fungi

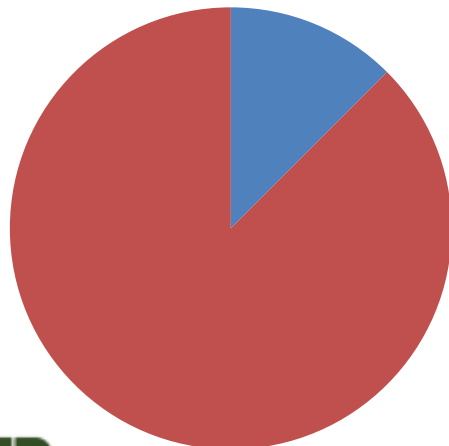


WG2 Trees

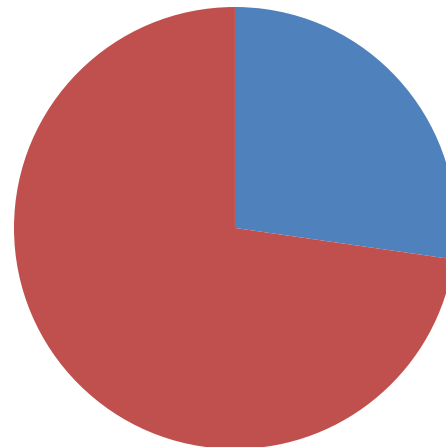


■ Cultivated
■ Wild

WG3 Understorey plants



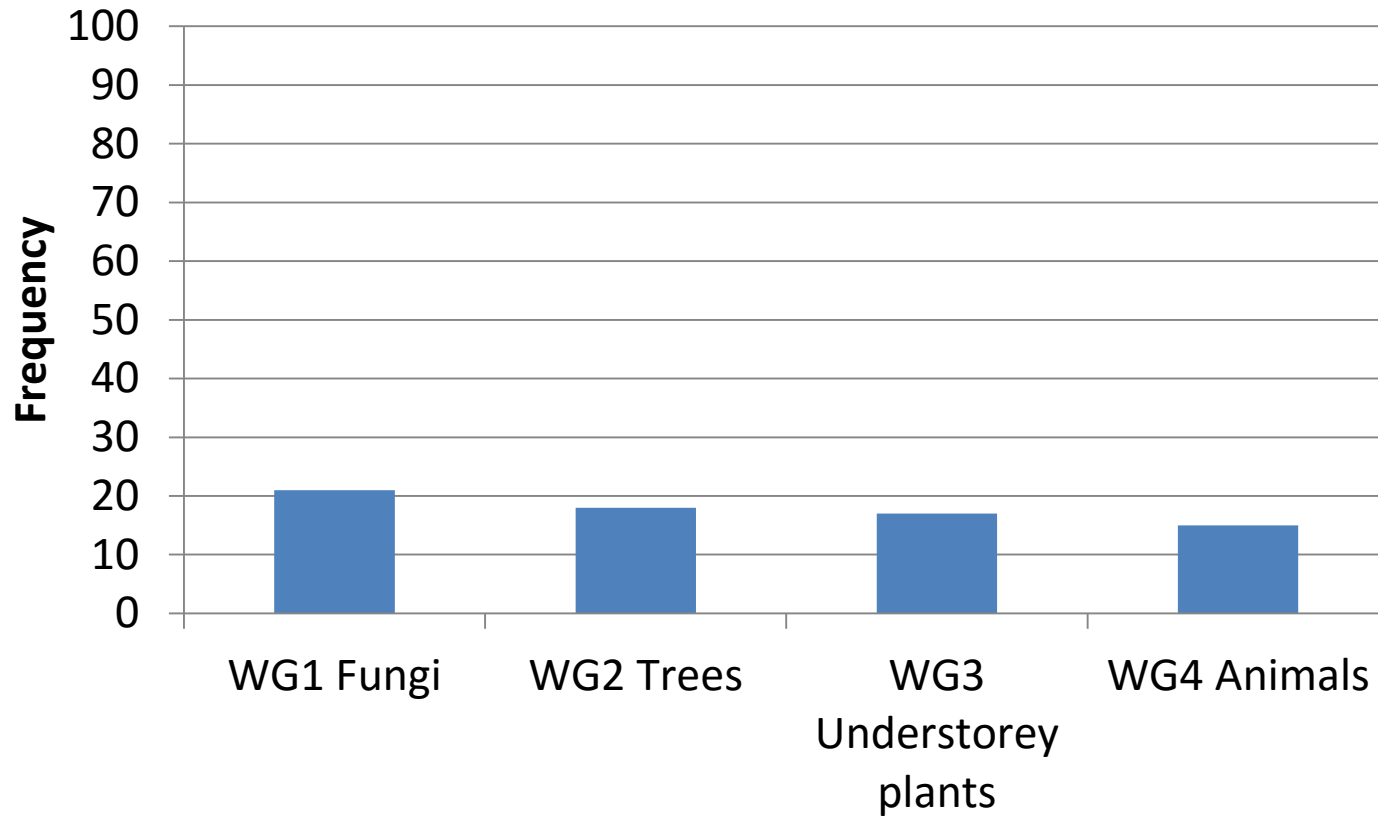
WG4 Animals



TF3 – Countries with conflicts

Country	WG1 Fungi	WG2 Trees	WG3 U.plants	WG4 Animals
Austria	1	2	2	2
Bulgaria	2	3	1	3
Croatia	2	2		
Czech Republic	1	2	3	1
Finland			1	1
FYR Macedonia	1		2	1
Germany	2	3	2	3
Greece	1	5	5	2
Iceland	1	1	4	
Italy	2	2	2	4
Latvia				1
Lithuania	1	6	5	4
Netherlands				1
Poland	1	1	3	1
Portugal	2	2		2
Romania	2	2	1	4
Spain	2	3	1	4
Switzerland	2			1
United Kingdom	1	1	3	3
Totals	24	35	35	38

TF4 – Number of records



TF4 – Most frequent species

WG1 Fungi		WG2 Trees		WG3 U. plants		WG4 Animals	
<i>Boletus spp</i>	11	Conifer (pine & spruce)	4	<i>Vaccinium myrtillus</i>	7	<i>Cervus elaphus</i>	5
<i>Cantharellus cibarius</i>	3	<i>Pinus pinea</i>	3	<i>Thymus spp.</i>	4	<i>Sus scrofa</i>	5
<i>Lactarius deliciosus</i>	2	<i>Pines</i>	2	<i>Rosmarinus officinalis</i>	2	<i>Capreolus capreolus</i>	4
<i>Suillus luteus</i>	2	<i>Castanea sativa</i>	2	<i>Salvia spp</i>	2	<i>Apis mellifera</i>	2
<i>Terfezia spp.</i>	2	<i>Abies nordmannii</i>	2	<i>Thymbra capitata</i>	2	<i>Alces alces</i>	2
13 taxa		10 taxa		21 taxa		11 taxa	

Thank you!