

Workshop and MC Meeting, Krakow | 20 – 21 February 2014


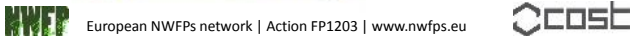
Non-Wood Forest Products in Croatia – state of the art

Associate prof. Stjepan Posavec
Faculty of Forestry University of Zagreb



European NWFPs network | Action FP1203 | www.nwfps.eu

Geographical position and regions in Croatia

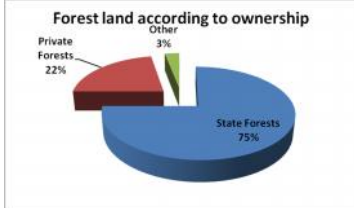



European NWFPs network | Action FP1203 | www.nwfps.eu

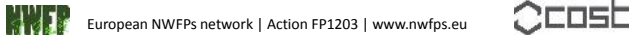
Overview of forests in Croatia

- cca. 47% of land is covered with forests
- 43% forests are on karst
- 95% of close-to-nature managed forests
- FSC certificate for all state forests since 2002

Forest land according to ownership




Ownership Type	Percentage
State Forests	75%
Private Forests	22%
Other	3%




European NWFPs network | Action FP1203 | www.nwfps.eu


- different geo-climatic conditions



lowland oak forest

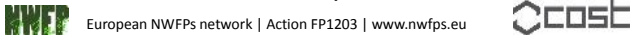


dinaric fir and beech forest



submediterranean oak forest

- great diversity of NWFPs
- social and economic importance



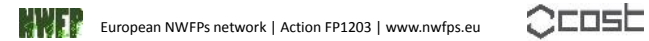
European NWFPs network | Action FP1203 | www.nwfps.eu

Overview of NWFPs in Croatia



Legal framework

- Law on forests (NN [140/05](#), [82/06](#), [129/08](#), [80/10](#), [124/10](#) and [25/12](#))
- Law on nature protection (NN [70/05](#), [139/08](#), [57/11](#))
- Law on hunting (NN [140/05](#), [75/09](#), [153/09](#))
- Regulations on the fungi protection (NN [34/02](#))
- Croatian forests L.t.d. NWFPs pricelist (2007)



RESPONSIBILITY

- Ministry of Agriculture (Forestry department)
- Ministry of Environment and Nature Protection
- State forest company

NWFP categories	Final products / raw material			
	Species	Unit	Quantity	Value (1000 local currency)
Food	Minty	kg	21	10.00
	Melissaceous	kg	114	11.00
Fodder	Lily	kg	5 000 000	3750.00
Raw material for medicine and aromatic products	<i>Adiantum species</i>			
	<i>Asplenium species</i>			
	<i>Cheilanthes species</i>			
	<i>Cheilanthes species</i>			
	<i>Epipactis species</i>			
	<i>Epipactis species</i>			
	<i>Epipactis species</i>			
	<i>Epipactis species</i>			
	<i>Epipactis species</i>			
	<i>Epipactis species</i>			
	<i>Epipactis species</i>			
	<i>Epipactis species</i>			
	<i>Epipactis species</i>			
	<i>Epipactis species</i>			
	<i>Epipactis species</i>			
	<i>Epipactis species</i>			
	<i>Epipactis species</i>			
	<i>Epipactis species</i>			
	<i>Epipactis species</i>			
	Ornamental plants	Christmas tree	pieces	28 588

Other plant products	Forest seeds	Species	kg	Value (EUR)	Value (HRK)
		<i>Quercus robur</i> <i>Quercus petraea</i> <i>Fraxinus angustifolia</i>	426 626	2995.78	
		<i>Alnus glutinosa</i> <i>Juglans nigra</i> <i>Acer pseudoplatanus</i> Wild fruits <i>Pinus nigra</i> <i>Pinus sylvestris</i> <i>Pinus halepensis</i> <i>Pinus pinaster</i> <i>Quercus ilex</i> <i>Quercus pubescens</i>			

FRA 2010 REPORT CROATIA

KRRP companies	Species	Animal products / raw material		Wild meat value (HRK)	Unit	Quantity	Value (1000 HRK)	
		Number of trophies put in total	Trophies value (HRK)					
Hides, skins and trophies	<i>Cervus elaphus</i>	116	1383122.00		Linn		2776.10	
	<i>Dama dama</i>	13	18961.50					
	<i>Capreolus capreolus</i>	141	317983.00					
	<i>Rapicoproa rapicoproa</i>	7	47220.50					
	<i>Ovis montanus</i>	18	548133.00					
	<i>Sus scrofa</i>	2188	861708.50					
	<i>Ursus arctos</i>	9	333883.00					
	<i>Cervus elaphus</i>			32704.50				793647.50
	<i>Dama dama</i>			1455.50				26362.50
	<i>Capreolus capreolus</i>			4995.00				178789.00
Wild animal	<i>Rapicoproa rapicoproa</i>			116.00	125.000	kg	2667.93	
	<i>Ovis montanus</i>			325.00	5128.50			
	<i>Sus scrofa</i>			1015.00	859672.50			
	<i>Ursus arctos</i>			580.00	18256.00			
	<i>Lepus europaeus</i>			700.00	41160.00			
	<i>Phasianus colchicus</i>			2419.00	28983.00			
	<i>Lepus timidus</i>			15.00	1940.00			
	<i>Columba coturnix</i>			81.00	2727.00			
	<i>Sceloporus rusticola</i>			201.75	2110.000			
	<i>Anas platyrhynchos</i>			1628.75	76736.00			
<i>Fulica atra</i>			597.00	27462.00				
Other wildlife animal products					kg	300	15.00	

Value elements MEDFOREX PROJECT Report 2003	Croatia	Mediterranean part	Share
	mill. EUR		%
Total Direct Use Value	282,0	77,4	27,4
Annual turnover of forest timber products	208,9	22,1	10,6
Hunting	12,9	2,8	21,7
Fodder and forage	13,1	12,0	91,6
Honey	2,0	0,8	40,0
Fibrous materials	1,0	1,0	100,0
Medicinal plants	1,0	0,9	90,0
Forest fruits	0,3	0,2	66,7
Mushrooms	2,0	1,0	50,0
Truffles	1,6	1,6	100,0
Recreation	28,8	20,8	72,2
Tourism	10,4	3,7	35,6

Forest Fruits

- Estimation of average amount for species per price per kilos
- Total value 0,3 mil Euros per year
- 66,6% in Mediterranean area

2012. Marketing u šumarstvu 12

Scientific name	Name	Scientific name	Name
Fragaria vesca	Divlja jagoda – <i>Wild strawberry</i>	Rubus discolor	Crna kupina - <i>Blackberry</i>
Vaccinium vitis-idea	Brusnica - <i>Cranberry</i>	Vaccinium myrtillus	Borovnica - <i>Blueberry</i>
Sorbus aucuparia	Jarebika - <i>European Mountain ash</i>	Cornus mas	Drijen - <i>Cornel-tree</i>
Rhamnus cathartica	Crni trn - <i>Common blackthorn</i>	Rosa canina	Šipak - <i>Dog-rose</i>
Arbutus unedo	Obi na planika - <i>Strawberry tree</i>	Juniperus communis	Borovica - <i>Juniper berry tree</i>
Ribes vulgare	Ribizli - <i>Currant</i>	Berberis vulgaris	- <i>Barberry</i>
Ribes grossularia	Ogrozd - <i>Gooseberry</i>	Sambucus nigra	Bazga - <i>Common elder</i>
Rubus idaeus	Kupina - <i>Raspberry</i>		

16-30. VRIJEDNOST OTKUPljenih I PROdanih PROdOVA POLjOPRIVREDE, ŠUMARSTVA I RIBARSTVA¹
VALUE OF PURCHASED AND SOLD AGRICULTURAL, FORESTRY AND FISHING PRODUCTS¹

STATISTICAL REPORT 2012

in kuna
Thousand kuna

	2007	2008	2009	2010	2011	
Ukupno otkup i prodaja	7 341 142	4 041 201	5 063 923	4 029 638	4 384 965	Total purchase and sale
Zemljopis	1 168 433	1 416 138	1 035 149	1 060 423	1 551 016	Cereals
Crumpri i suho mahunasto povrće	42 043	40 277	41 000	49 000	45 110	Potatoes and dry leguminous vegetables
Ujano sjeme	322 001	615 846	405 077	494 810	622 145	Oil seeds
Čederna repa i sjeme/je čederna repa	154 229	307 086	329 560	215 633	225 213	Sugar beets and sugar beets seeds
Nepereseni duhan	117 441	110 153	115 703	80 625	103 117	Unmanufactured tobacco
Crni čajevi	27 744	37 744	43 169	37 814	44 268	Green tea
Ružičasti čajevi i drugi čajevi	4 567	3 871	2 167	680	541	Other teas and other herbs
Riže i drugi usjevi za ispekanje u pećnici/ij tamnaci i slične svrhe	12 047	12 001	10 455	10 519	10 294	Wheat for roasting in oven, for roasting and similar purposes
Ostalo povrće, svježe, dinge	129 225	151 410	180 003	241 009	221 111	Other vegetables, fresh, meats
Plodnice	24 480	27 831	23 238	17 818	23 145	Other fruits
Suho maslo/ulje	140 116	169 100	161 149	111 143	141 213	Planting material
Ostalo voće, osim si čino koštunjavog voća	1 23 878	201 171	142 352	230 141	162 401	Other fruits, nuts and similar stone-fruit
Vino od grožđa iz vlastite proizvodnje	340 327	367 440	345 275	380 114	417 851	Wine from own-produced grapes
Maslinovo ulje od maslina iz vlastite proizvodnje	0 245	9 630	10 367	15 175	9 334	Oil of from own-produced olives
Goveda, živa	551 998	587 753	669 405	690 491	851 469	Cattle, live
Goveda, kravlje i mljeva	1 240 207	1 436 586	1 235 257	1 158 530	1 429 169	Raw meat of cattle
Švinje, mlazari, mlake i mrazne, žive	3 349	3 447	3 427	2 971	4 119	Pigs, milkers, fresh and frozen, live
Švinje, mlazari, žive	7 854	6 234	5 057	6 073	6 827	Raw meat of goats, live
Švinje, mlazari, žive i mlazari, žive	21 960	30 401	31 218	27 012	33 265	Raw meat of sheep, goats, live
Švinje, mlazari, masna (špranice)	-	-	-	-	-	Sheep and goat wool, greasy (raw)
Švinje, žive	718 818	783 170	862 006	778 161	945 175	Pigs, live
Goveda, žive	416 998	537 226	593 106	484 934	521 751	Cattle, live
Kokošje jaje	1 22 030	200 636	240 057	232 932	221 309	Wheat, eggs
Ostale živinčane životinje, žive	42	211	78	229	331	Other live animals, live
Proizvodi od živinčanih životinja	10 930	12 161	11 011	21 415	16 279	Products of live animals
Sirove kože s dlakom ili s vlnom, osim jargične kože	1 263	939	400	1 059	1 365	Raw hides or wool skins, exc. lambs'
Ukupno obrađeno drvo	1 186 121	1 486 616	1 288 117	1 267 112	1 463 361	Wood in the rough

Research Project: Entrepreneurship, marketing and markets NTFP in SEE region

27 processors

	Serbia	Macedonia	Croatia	Italy
mushrooms	X	X	X	X
truffles			X	X
Berries, nuts	X	X	X	X
fruits, seeds				
Aromatic and medicinal herbs	X	X	X	
Honey		X	X	

The minimum value for buying (7.98Eur/kg) and selling price (12.59Eur/kg) is for mushrooms.

The lowest is for berries and other fruits (3,893Eur/kg).

The maximum value for buying (20Eur/kg) and selling (27Eur/kg) price is also for mushrooms.

Cash is the most frequent (more than 70%) way of payment

NWFP Quantities

Capacity of the company in average for:

- mushrooms is 16.479,23 kg/year,
- Aromatic, medical plants 15.3555kg/year,
- berries and other fruits 2.206,67kg/year.

- Average percent of utilization is around 50 %.

Conclusions

- legal framework often confusing
- widespread black market
- scarce or no data on NWFPs
- small number of ongoing projects on NWFPs
- only few NWFPs marketed
- high economic potential



European NWFPs network | Action FP1203 | www.nwfps.eu



**Thank you for your
attention!**